




X-CYCLONE® DLD Series

Ceiling-mounted extractor with X-CYCLONE® air-cleaning system

Peripheral and central versions





RANGE OF APPLICATION

Room-spanning ceiling-mounted extractor modules, suitable for the capture and cleaning of exhaust air from food-production plants and from cooking appliances in commercial kitchens. Separation of water- and oil-based aerosols such as spray mist or cooking fumes.

TECHNICAL HIGHLIGHTS

- Patented high-performance X-CYCLONE® separating system with an efficiency rate of up to 99.9999 %.
- Efficiency and function of the separators proven by CFD flow analysis.
- State-of-the-art integrated LED fixture with dimmer, reduction of the energy consumption by up to 50 % in comparison to conventional T5 and T8 fixtures.
- Sustainable air-cleaning concept thanks to efficient separators and scientifically sound technologies.
- Lifetime guarantee on the X-CYCLONE® basic separator elements and the corrosion resistance of the ceiling-mounted extractor module.

ACCESSORIES


- REVEN® energy-saving sensors for fully automatic monitoring, control and adjustment of the exhaust air volume flow.

Further information

www.speed-control.info
www.reven-protect.com

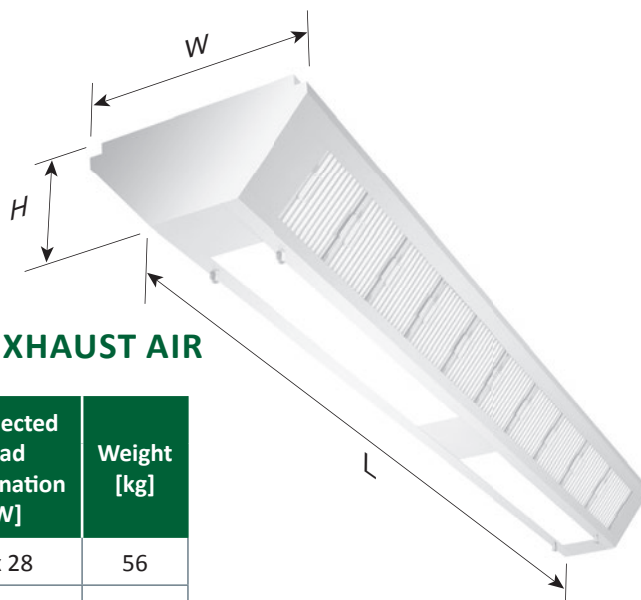


- REVEN® UV system for the elimination of odorous matter and micro-organisms.
- Fully integrated REVEN® PROTECT fire-extinguishing system.



TECHNICAL DATA – X-CYCLONE® DLD-W EXHAUST AIR

Extraction volume [m³/h]	Dimensions				Connected load illumination [W]	Weight [kg]
	Length [mm]	Width [mm]	Height [mm]	Exhaust air socket [mm]		
960	1500	520	360	1 x 510 x 260	1 x 28	42
1280	2000	520	360	1 x 510 x 260	1 x 35	60
1600	2500	520	360	1 x 510 x 260	1 x 35	78
1920	3000	520	360	2 x 510 x 260	2 x 28	90
2240	3500	520	360	2 x 510 x 260	2 x 28	102
2560	4000	520	360	2 x 510 x 260	2 x 35	120



TECHNICAL DATA – X-CYCLONE® DLD-M EXHAUST AIR

Extraction volume [m³/h]	Dimensions				Connected load illumination [W]	Weight [kg]
	Length [mm]	Width [mm]	Height [mm]	Exhaust air socket [mm]		
1920	1500	750	360	1 x 510 x 260	1 x 28	56
2560	2000	750	360	1 x 510 x 260	1 x 35	70
3200	2500	750	360	1 x 510 x 260	1 x 35	84
3840	3000	750	360	2 x 510 x 260	2 x 28	105
4480	3500	750	360	2 x 510 x 260	2 x 28	120
5120	4000	750	360	2 x 510 x 260	2 x 35	140